




30x60 cm. 11.8x23.6 inches  11 mm



Ikebana Blanco
G.145




Ikebana Beige
G.145



Ikebana Siena
G.145




Ikebana Naranja
G.148



Ikebana Rojo
G.148



Ikebana Marrón
G.148



Ikebana Gris
G.145




Ikebana Celeste
G.145



Ikebana Lima
G.145



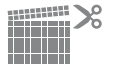
Ikebana Malva
G.145



Ikebana Azafata
G.145



(*) Mosaico Cynara 28x28 aprox.
G.85



(*) Enmallado
Meshmounted

Glass Line Orange light Mate 1x60 aprox.
G.53

Glass Line Lila light Mate 1x60 aprox.
G.53

Glass Line Red Mate 1x60 aprox.
G.53


Glass Line Blue light Mate 1x60 aprox.
G.53

Glass Line Olive Mate 1x60 aprox.
G.53


Glass Line Grey Mate 1x60 aprox.
G.53




31,6x31,6 cm. 12.4x12.4 inches  9 mm



Moribana Celeste
G.143



Moribana Siena
G.143



Moribana Gris
G.143



Formato / Size	X Caja / Box			X Palet / Pallet		
	Pz / Pc	M2 / sqm	Kg	Cj / Box	M2 / sqm	Kg
30x60 cm.	7	1,26	24,75	32	40,32	792

28x28 cm.	mosaico Cynara	4	0,31	5	.	.
-----------	----------------	---	------	---	---	---

Formato / Size	X Caja / Box			X Palet / Pallet		
	Pz / Pc	M2 / sqm	Kg	Cj / Box	M2 / sqm	Kg
31,6x31,6 cm.	10	1	20	56	56	1120

Formato / Size	X Caja / Box			X Palet / Pallet		
	Pz / Pc	ML	Kg	Cj / Box	ML	Kg
1x60 cm.	32	19,20	4,45	.	.	.

ANTIDESLIZANTE. Con el fin de dar una mayor seguridad en aquellas áreas transitables, cuyas condiciones de humedad y pendientes son mayores de lo habitual.

Esta serie supera las pruebas de ensayo según la Norma UNE-ENV 12633:2003. Para más información, consultar nuestro departamento técnico.

SLIP RESISTANCE. The aim here is to provide better safety in areas of pedestrian traffic, where the humidity conditions and slopes are greater than normal.

This series rates higher than the test results recommended by Regulation UNE-ENV 12633:2003. For more information on this, contact our Technical Department.



CL 2
R 10
CL C